

DETTAGLI

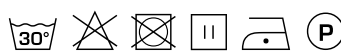
- Sfoderato
- Passanti cintura
- 2 tasche alla francese
- 2 taschine posteriori
- Fondo stretto

COLORE

- 000 Nero
- 004 Blu

TESSUTO

- 70% poliestere
- 25% viscosa
- 5% elasthan
- 200 g / m²



TAGLIE

- 42 ÷ 56
- Slim Fit

Le misure indicate si riferiscono alle taglie **S** per i capi femminili, **L** per i capi maschili. Per i capi a taglia unica le misure indicate sono effettive.

COLORI DISPONIBILI



000 Nero



004 Blu

TABELLE TAGLIE
E CORRISPONDENZE

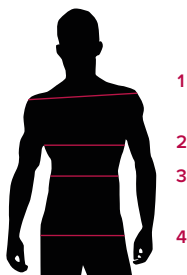
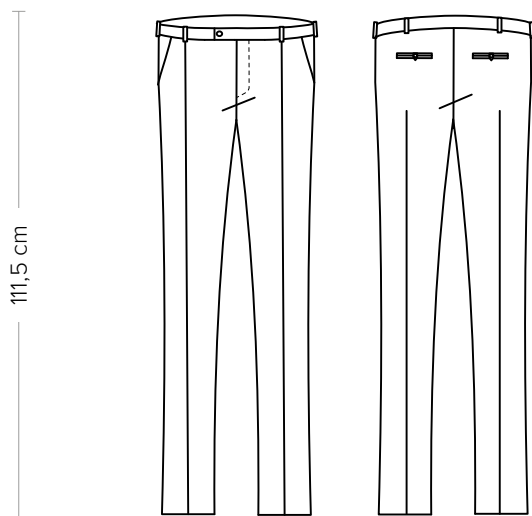


TABELLA ST-P1 SLIM FIT	40	42	44	46	48	50	52	54	56	58	60	62	64
1 SPALLE													
2 TORACE													
3 VITA	66-70	70-74	74-78	78-82	82-86	86-90	90-96	96-102	102-106	106-110	110-114	114-118	118-122
4 BACINO	82-85	85-89	89-93	93-97	97-101	101-105	105-111	111-117	117-122	122-126	126-131	131-135	135-140

GUIDA ALLE TAGLIE **1)** Prendere le misure anatomiche (corpo con abbigliamento intimo) senza stringere mantenendo ben teso il metro. **Nota:** nel caso vogliate indossare dei camici già con dell'abbigliamento sotto prendete le misure già abbigliati. **2)** Nel caso tra le misure prese vi fosse una misura a cavallo fra 2 taglie vi consigliamo di prendere quella più grande. **3)** Le misure della tabella sono espresse in centimetri.



DETAILS

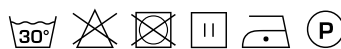
- Unlined
- Belt loops
- 2 side pockets
- 2 rear pockets
- Slim leg

COLOURS

- 000 Black
- 004 Blue

FABRIC

- 70% polyester
- 25% viscose
- 5% elastane
- 200 g / m²



SIZES

- 42 ÷ 56
- Slim Fit

The measures indicated refer to sizes **S** for women, **L** for men. For one-size-fits-all garments, the measurements indicated are effective.

AVAILABLE COLOURS



000 Black



004 Blue

SIZE TABLES
AND CORRESPONDENCES

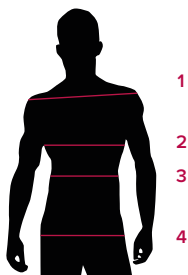


TABLE ST-P1 SLIM FIT	40	42	44	46	48	50	52	54	56	58	60	62	64
1 SHOULDERS													
2 CHEST													
3 WAIST	66-70	70-74	74-78	78-82	82-86	86-90	90-96	96-102	102-106	106-110	110-114	114-118	118-122
4 HIPS	82-85	85-89	89-93	93-97	97-101	101-105	105-111	111-117	117-122	122-126	126-131	131-135	135-140

SIZE GUIDE 1) Take the anatomical measurements (body with underwear) without tightening, keeping the measuring tape taut. Note: in case you want to wear of the gowns already with the clothing underneath take the measurements already dressed. **2)** If there is a measure between 2 sizes between the measurements taken, we advise you to take the bigger one. **3)** The measurements in the table are expressed in centimeters.